



District Report Card: 2017


State: West Bengal	District: Birbhum
Class: 8	Subject: Mathematics
Schools: 49	Students: 1037


Participation/Coverage


Students

<div>GENDER</div> <div></div>	Boys		Girls	
	Number	%	Number	%
	441	42.53	596	57.47

<div>AREA</div> <div></div>	Rural		Urban	
	Number	%	Number	%
	946	91.22	91	8.78

<div>CATEGORY</div> <div></div>	SC		ST		OBC		GEN	
	Number	%	Number	%	Number	%	Number	%
	291	28.06	109	10.51	168	16.20	469	45.23

<div>CWSN</div> <div></div>	LD	VI	HI	S&LD	ID	Oth
	3	2	0	1	0	20

<div>Management</div> <div></div>	Government		Government-aided	
	Number	%	Number	%
	487	46.96	550	53.04

Average Performance of Students in Mathematics (%)

Overall	Gender		Area		Management		Social Group			
	Male	Female	Rural	Urban	Govt.	Aided	SC	ST	OBC	GEN
36.43	37.67	35.51	36.60	34.65	34.55	38.10	34.14	38.47	35.52	37.71

Performance on Learning Outcomes (LOs)

Learning Outcomes	Description	Average Performance(%)
M601	Solves problems involving large numbers by applying appropriate operations	30.37
M606	Solves problems on daily life situations involving addition and subtraction of fractions / decimals	35.50
M620	Finds out the perimeter and area of rectangular objects in the surroundings like floor of the class room, surfaces of a chalk box etc.	33.48
M621	Arranges given/collected information in the form of table, pictograph and bar graph and interprets them	34.71
M702	Interprets the division and multiplication of fractions	38.19
M705	Solves problems related to daily life situations involving rational numbers	32.02
M706	Uses exponential form of numbers to simplify problems involving multiplication and division of large numbers	30.57
M707	Adds/subtracts algebraic expressions	50.63
M710	Solves problems related to conversion of percentage to fraction and decimal and vice versa	26.42
M717	Finds out approximate area of closed shapes by using unit square grid/graph sheet	29.78
M719	Finds various representative values for simple data from her/his daily life contexts like mean, median and mode	48.19
M721	Interprets data using bar graph	50.57
M801	Generalizes properties of addition, subtraction, multiplication and division of rational numbers through patterns	24.53
M802	Finds rational numbers between two given rational numbers	39.81
M803	Proves divisibility rules of 2, 3, 4, 5, 6, 9 and 11	40.83
M804	Finds squares, cubes, square roots and cube roots of numbers using different methods	37.92
M808	Uses various algebraic identities in solving problems of daily life	45.47
M812	Verifies properties of parallelogram and establishes the relationship between them through reasoning	29.02
M818	Finds surface area and volume of cuboidal and cylindrical object	23.40
M819	Draws and interprets bar charts and pie charts	34.72

Range of Performance of Students who Answered Correctly							
Below 30%		30% - 50%		50% - 75%		Above 75%	
Number	%	Number	%	Number	%	Number	%
426	41.08	397	38.28	164	15.81	50	4.82

Lowest Performing Learning Outcomes (LOs)

- 1 - Finds surface area and volume of cuboidal and cylindrical object (23.40)
- 2 - Generalizes properties of addition, subtraction, multiplication and division of rational numbers through patterns (24.53)
- 3 - Solves problems related to conversion of percentage to fraction and decimal and vice versa (26.42)

- 4 - Verifies properties of parallelogram and establishes the relationship between them through reasoning (29.02)
- 5 - Finds out approximate area of closed shapes by using unit square grid/graph sheet (29.78)